

# **DYNAPAC**

Part of the Atlas Copco Group



## **A new generation of Dynapac Compaction Optimizer, including CompLogger**

**Dynapac is proud to present the new generation of CA302 /CA362 Dynapac Compaction Optimizer, featuring:**

### **New mechanical components**

- ▶ Easier assembly
- ▶ Mechanical stops that prevents mechanical damage if malfunction

### **New amplitude sensor**

- ▶ Redundant system
- ▶ Easy to install/adjust

### **New software**

- ▶ Quicker response
- ▶ More precise adjustment of amplitude

## **Dynapac Compaction Optimizer package including the CompLogger**

- ▶ Hand held, battery powered system
- ▶ Wireless communication
- ▶ Common interface with high-spec Dynapac Compaction Analyzer
- ▶ Cost efficient CCC
- ▶ Extraordinary functionality and storage capacity
- ▶ Full analysis and print function (B/W or Colour)
- ▶ Less than a five minute installation on any prepped roller

**Continuous compaction data while compacting**  
Feedback to operator and supervisor

**All data stored electronically**  
Full documentation of the compacted area

**All data can be printed on paper or as PDF**  
Easy storage with full access  
Saves paper and improves the overview

**Export of text data possible**  
Enables further analysis and creation of databases



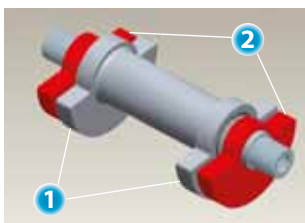


## How does the system work?

The fundamental principle of the system is the compaction meter, a well-proven system that has been used in Dynapac's products for a long time and which has been successively refined. The vibrations of the drum are traditionally circular with a variable adjustment of the amplitude from 0 to 2 mm. The sensor mounted on the drum continuously monitors the machine's compaction

performance by sensing the stiffness of the ground. The sensor signal is sent to the compaction meter processor, which in turn continuously adjusts the amplitude variably up and down depending on the stiffness of the ground. The drum has an eccentric unit with a fixed weight (1) and an adjustable weight (2), which is variably adjustable by the system itself.


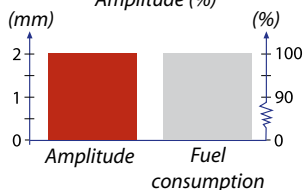
### Soft ground



When the adjustable weight (2) is rotated so that it goes to the position shown in the picture above there is an amplitude of 100%.

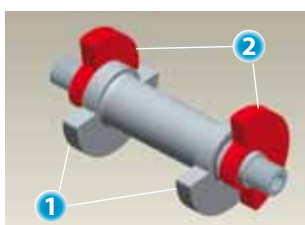


Amplitude (%)



All the dynamic energy from the drum can be absorbed by the ground.

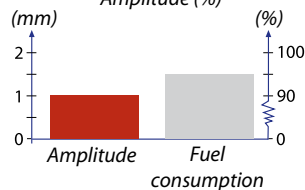
### Hard ground



When the adjustable weight (2) is rotated so that it is in the position shown in the picture above there is an amplitude of 50%.

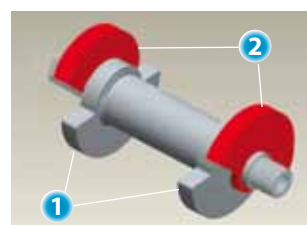


Amplitude (%)



The drum readjusts so that less dynamic energy is supplied to the ground from the drum.

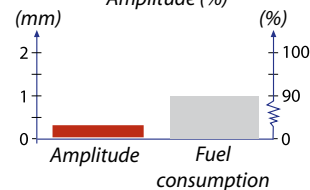
### Ready compacted ground



When the adjustable weight (2) is rotated so that it is in the position shown in the picture above there is a minimum amplitude so that the forces almost balance each other out.



Amplitude (%)



The drum is reset so that there is only a very small amount of dynamic energy supplied to the ground.

